

WALK TO SCHOOL DAY BANNER, PENNANT FLAG & CERTIFICATE INSTRUCTIONS

GEORGIA SAFE ROUTES TO SCHOOL

WALK TO SCHOOL DAY BANNER & FLAG INSTRUCTIONS

BANNERS

"Way to Go" Banner:



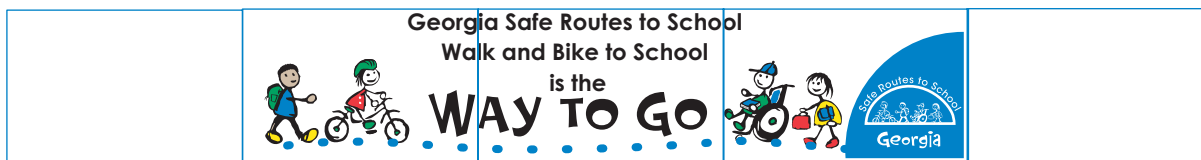
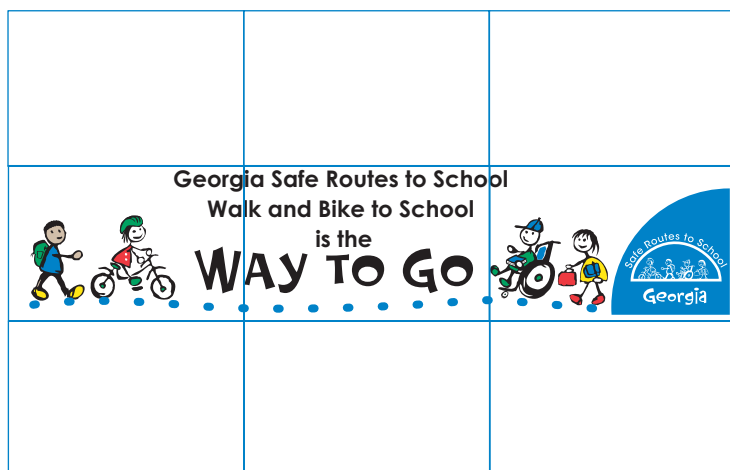
Paper: print on 3 sheets 11"x17" paper and piece together

Iron On: print on 3 sheets 11"x17" iron-on paper and iron on to a white sheet

Artwork provided:

- 2010 GA SRTS WTS Banner_panel1.pdf
- 2010 GA SRTS WTS Banner_panel2.pdf
- 2010 GA SRTS WTS Banner_panel3.pdf

Add 11x17 sheets of paper for extra height or width:




PENNANT FLAGS:

Two sizes provided: 11"X17" & 8.5"x11"



*Paper pennant flag:
print on paper and cut out along dotted lines.*



*Fabric /felt pennant flag:
Print on iron-on paper and iron the artwork
onto fabric/felt pennant flag. Felt recommended.
(2 decals provided)*

CERTIFICATE:



Insert photo here. Be sure to cover template lines.

Space for student/teacher signatures.

*Artwork provided:
2010 GA SRTS WTS ThankYouCert_Form.pdf*