


Thank you to our community for supporting



PARK HERE

Parents and Guardians are responsible for belongings, vehicles, children's and personal safety. Be sure to lock up and walk safely.



What is a **PARK** & **WALK** Location?



A park and walk location is a pre-determined place where families who drive can park and walk the remaining distance to school.

Benefits:

- Reduces traffic congestion around a school.
- Encourages physical activity for parents and children.
- Includes families who live too far from the school to walk or who do not have a safe route to school.
- Increases neighborhood involvement in Safe Routes to School program.



Quick Steps to Formalizing a Park and Walk Location:

- Locate a parking lot within walking distance of the school. Work with lot owner to use.
- Map a safe route to school from parking area.
- Recruit volunteers or have parents walk with their children.
- Promote the park and walk location.
- Hold an event to kick off the location.
- Track participation.
- Make changes to the activity as needed.




Safety Considerations:

- Requires identifying a safe route from the parking area to the school.
- Children and parents need to know pedestrian safety behaviors.
- Requires parents or designated adult volunteers to walk children from the parking area to school.




Parents and Guardians are responsible for belongings, vehicles, children's and personal safety. Be sure to lock up and walk safely.






PARK HERE




Parents and Guardians are responsible for belongings, vehicles, children's and personal safety. Be sure to lock up and walk safely.






PARK HERE




Parents and Guardians are responsible for belongings, vehicles, children's and personal safety. Be sure to lock up and walk safely.





PARK HERE



Parents and Guardians are responsible for belongings, vehicles, children's and personal safety. Be sure to lock up and walk safely.

